

TUFF-EDGE^{INC.}

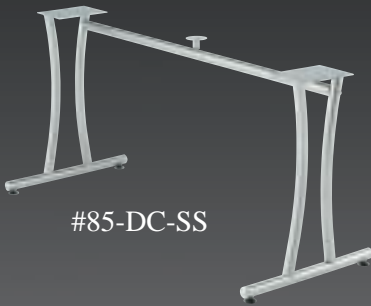
85 SERIES BASES



#85-DC-2



#85-DC-2



#85-DC-SS



#85-DC-SS



#85-4C



#85-4C



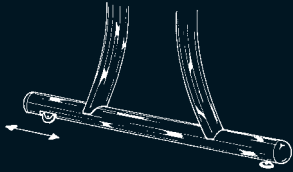
#85-DC-2-FT



#85-DC-2-FT

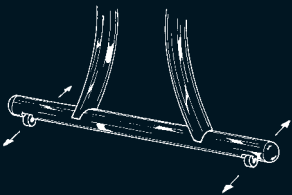
85 SERIES BASE SPECIFICATIONS

- Constructed of 16 gauge, 1 1/2" dia tubular steel
- Radiused end caps
- Welded construction
- C/w adjustable glides, 1 5/8" dia nylon pad, 5/16" x 1 1/4" threaded stem
- Top mounting plate:
 - 12" x 6" x 3/16" thick on 85-DC-2 bases
 - 12" x 12" x 3/16" thick on 85-4C bases
- Flip top box constructed of 7 & 10 gauge formed steel, c/w spring locking action and anti-tip bar
- **#85-DC-2:** Double column T-base
- **#85-DC-SS:** Double column T-base, with 1 1/2" dia x 16 gauge tubular steel support stretcher, c/w center top support
- **#85-4C:** Four column base
- **#85-DC-2-FT:** Double column flip top base
- **#85-4C-FT:** Four column flip top base
- Available in powder epoxy finish only



#85-10 Glide/Caster Option

- Caster fixed and non-locking
- Glide one side, caster one side
- Allows table movement with width
- Note: Must be ordered with bases
- Cannot be field retrofitted



#85-20 Caster/Caster Option

- Casters fixed and non-locking
- Allows table movement with length
- Note: Must be ordered with bases, cannot be field retrofitted

TUFF-EDGE^{INC.}

108 Carnforth Road
North York, Ontario
M4A 2L4

T. 416.757.8201
F. 416.757.4438
Toll Free. 1.877.846.5854
sales@tuff-edge.com

www.**TUFF-EDGE**.com

Printed in Canada

MPG J05-2602